



HydroGeo

Ingegneria per l'Ambiente ed il Territorio

Studio Tecnico Associato Ingg. G. Gazzini, T. Staiano

AZIENDA CON SISTEMA DI GESTIONE
PER LA QUALITÀ CERTIFICATO DA DNV
= UNI EN ISO 9001:2008 =

Via Cardinal Latino, 20

50126 Firenze

Tel/Fax 055 65 87 050

e-mail info@studiohydrogeo.it

STUDIO IDROLOGICO IDRAULICO DI SUPPORTO AL REGOLAMENTO URBANISTICO DEL COMUNE DI SAN CASCIANO AI SENSI DEL REGOLAMENTO DI ATTUAZIONE 27/04/2007 N.26/R DELL'ART. 62 DELLA LEGGE REGIONALE 1/2005

CORSO D'ACQUA: FIUME GREVE

TAVOLA

11

LIBRETTO SEZIONI FLUVIALI CON TR 20 - 30 200 - 500 ANNI FIUME GREVE TRA LOCALITA' IL MULINO E LOCALITA' IL MOLINACCIO

SCALA: Varie

COMMITTENTE:



Comune di San Casciano in Val di Pesa

Via Machiavelli 56 - 50026 - San Casciano in Val di Pesa (FI)

PROGETTISTI:

ING. GIACOMO GAZZINI

DOTT. GEOL. ALESSANDRO MURRATZU

PROGETTO

L 3 5 0

LOTTO

0 1

FASE

S 0 3

DOC

D

ELABORATO

0 0 11

REV

A

REV.

DATA EMISSIONE

REDATTO

VERIFICATO

APPROVATO

A

Ottobre 2011

G.Gazzini

G.Gazzini

G.Gazzini





Fiume Greve

Libretto Sezioni con Livelli Idrometrici

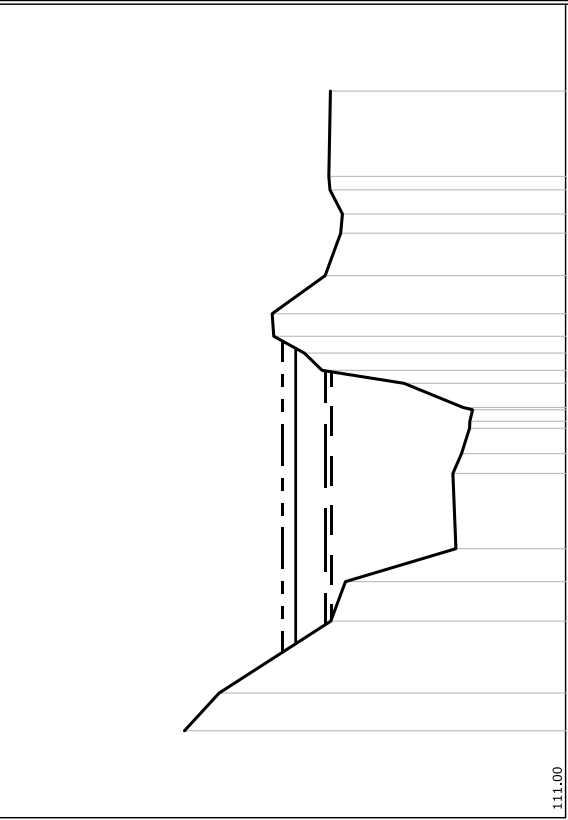
TR = 20 , 30, 200, 500 anni
con durata critica Fiume Greve

SEZIONE N° 02067__06

LEGENDA:

- TR 20 H = 117.19 m. s.l.m. 
- TR 30 H = 117.36 m. s.l.m. 
- TR 200 H = 118.14 m. s.l.m. 
- TR 500 H = 118.48 m. s.l.m. 


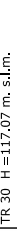


SCALA DISTANZE 1:500
SCALA QUOTE 1:200



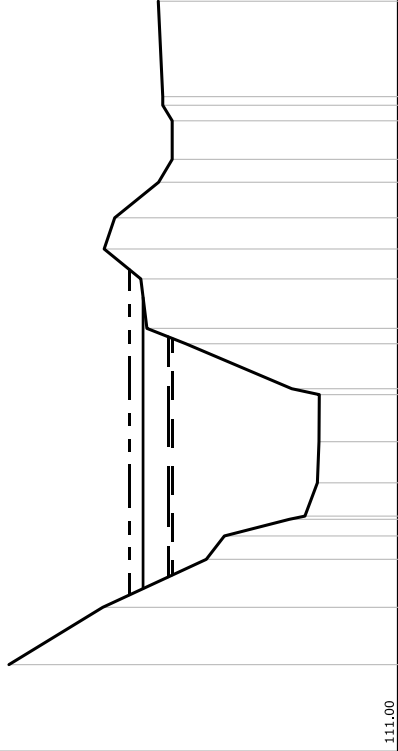
PUNTI		1	2	3	4	5	6	7	8	10	12	13	14	15	16	17	18	19	20	21	22							
QUOTE [m s.l.m.]		121.08	120.16	117.21	116.82	113.90	113.98	113.75	113.54	20.00	21.23	22.98	23.83	17.44	117.91	118.72	26.09	27.58	117.36	116.95	116.90	117.23	117.26	36.66	35.77	34.18	32.91	42.30
DISTANZE PROGRESSIVE [m]		0.00	2.50	7.25	9.86	12.04	17.02	18.33	20.00	13.46	13.54	15.27	17.44	22.98	24.98	26.09	27.58	30.10	32.91	34.18	34.18	35.77	36.66	42.30	42.30	42.30	42.30	42.30
DISTANZE PARZIALI [m]		2.50	4.75	2.61	4.98	2.04	17.02	1.33	13.46	13.54	1.73	2.98	2.98	5.54	2.00	2.00	2.00	2.52	2.81	2.81	2.81	2.81	2.81	5.64	5.64	5.64	5.64	5.64

SEZIONE N° 02062__06

LEGENDA:

- TR 20 H = 116.96 m. s.l.m. 
- TR 30 H = 117.07 m. s.l.m. 
- TR 200 H = 117.73 m. s.l.m. 
- TR 500 H = 118.09 m. s.l.m. 

SCALA DISTANZE 1:500
SCALA QUOTE 1:200



PUNTI	
1	121.28
2	118.80
3	116.06
4	115.58
5	113.86
6	113.12
7	12.03
8	14.74
9	17.86
10	113.07
11	116.60
12	22.24
13	117.79
14	118.76
15	118.48
16	117.32
17	116.96
18	33.42
19	116.96
20	36.99
21	117.33

Distanze Progressive [m]	
1	0.00
2	3.79
3	3.18
4	2.71
5	3.12
6	2.97
7	3.27
8	2.55
9	6.30

Distanze Parziali [m]	
1	3.79
2	3.18
3	2.71
4	3.12
5	2.97
6	3.27
7	2.55
8	6.30





QUOTE [m s.l.m.]

DISTANZE PROGRESSIVE [m]

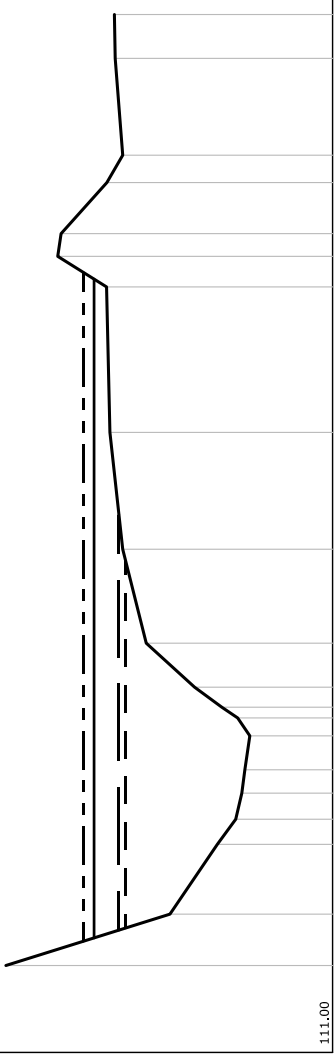
DISTANZE PARZIALI [m]

SEZIONE N° 02050__06

LEGENDA:

- TR 20 H =116.47 m. s.l.m. 
- TR 30 H =116.65 m. s.l.m. 
- TR 200 H =117.31 m. s.l.m. 
- TR 500 H =117.59 m. s.l.m. 





SCALA DISTANZE 1:500
SCALA QUOTE 1:200

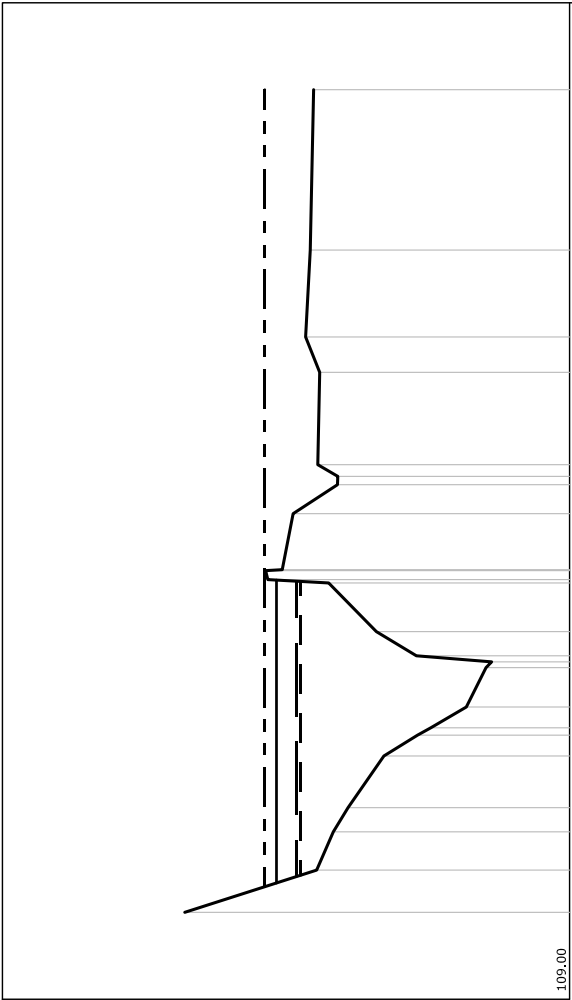


PUNTI		1	2	3	4	5	6	7	8	9	10	11	12	13	14	15	16	17	18	19	20
QUOTE [m s.l.m.]		119,64	115,30	114,05	113,56	113,40	113,32	113,19	113,05	112,93	114,65	115,93	116,55	116,89	116,98	118,27	118,18	116,97	116,55	116,75	116,77
DISTANZE PROGRESSIVE [m]		0,00	3,40	8,01	9,68	11,40	12,95	15,19	16,37	17,08	18,41	21,32	27,53	35,26	44,88	46,90	48,40	51,78	53,59	59,99	62,89
DISTANZE PARZIALI [m]		3,40	4,61							2,91	6,21	7,73	9,62	3,38	6,40	2,90					

SEZIONE N° 02045__06

LEGENDA:

- TR 20 H =116.11 m. s.l.m. 
- TR 30 H =116.23 m. s.l.m. 
- TR 200 H =116.75 m. s.l.m. 
- TR 500 H =117.06 m. s.l.m. 



SCALA DISTANZE 1:500
SCALA QUOTE 1:200

PUNTI	1	2	3	4	5	6	8	9	11	12	13	15	17	18	20	21	22	23	24
QUOTE [m s.l.m.]	119.18	115.69	115.25	114.86	113.91	113.02	111.73	111.21	113.05	114.11	115.37	117.04	116.31	115.14	115.66	115.61	115.98	115.86	115.77
DISTANZE PROGRESSIVE [m]	0.00	2.79	5.32	6.92	10.34	11.72	13.58	16.18	18.57	21.78	22.60	26.37	28.28	29.60	35.71	38.05	43.80	54.40	
DISTANZE PARZIALI [m]	2.79	2.53	3.42	2.60	3.21	3.71	3.21	3.71	6.11	5.75	10.60								

SEZIONE N° 02040__06

LEGENDA:

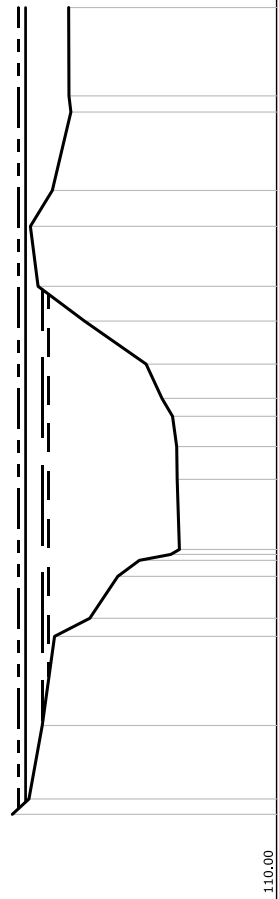
TR 20 H = 116.02 m. s.l.m.

TR 30 H = 116.18 m. s.l.m.

TR 200 H = 116.64 m. s.l.m.

TR 500 H = 116.83 m. s.l.m.


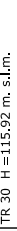


SCALA DISTANZE 1:500
SCALA QUOTE 1:200

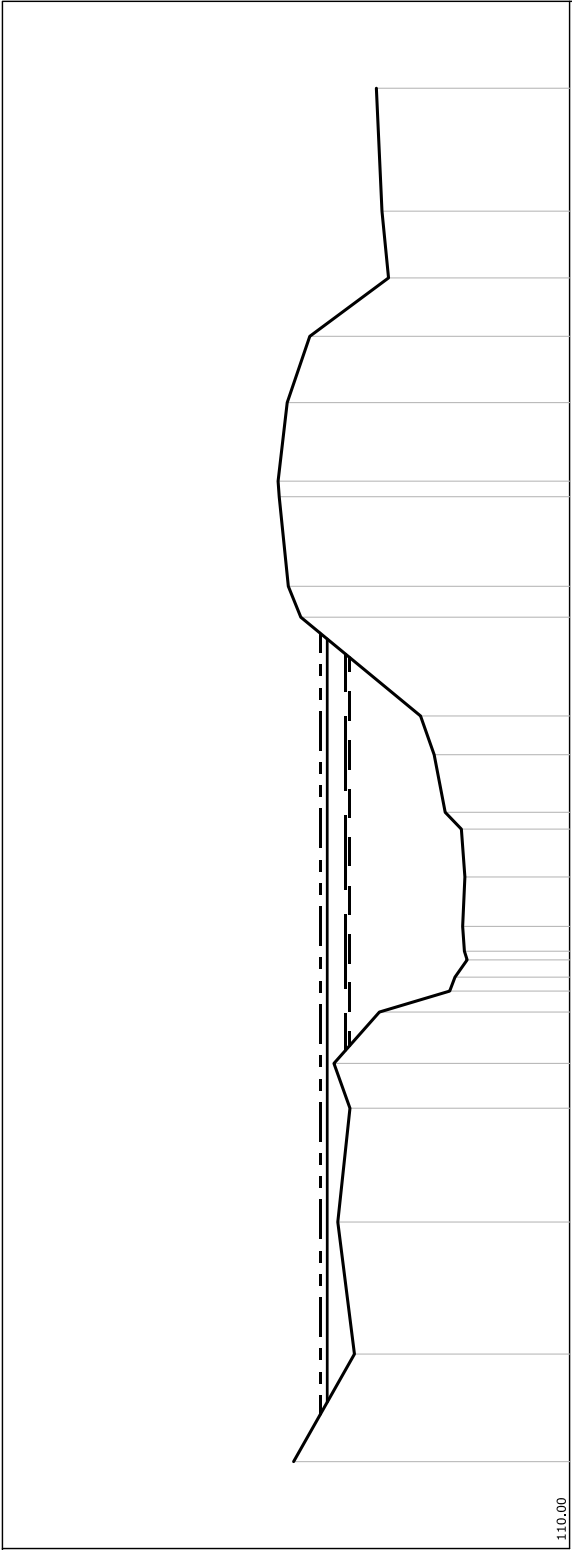


PUNTI	1	2	3	4	5	6	7	9	10	11	12	13	14	15	16	17	18	19	20	21
QUOTE [m s.l.m.]	116.99	116.55	116.20	115.87	114.94	114.20	113.63	113.59	112.63	112.64	112.75	113.03	113.45	115.08	116.31	116.51	115.93	115.44	115.49	115.50
DISTANZE PROGRESSIVE [m]	0.00	1.02	5.87	11.77	12.97	15.74	16.89	17.32	22.15	24.32	26.32	27.51	29.77	32.62	34.92	38.89	41.26	46.44	47.51	53.35
DISTANZE PARZIALI [m]		4.85	5.90	2.77	4.63								2.85	3.97	5.18	5.84				

SEZIONE N° 02033_06

LEGENDA:

- TR 20 H = 115.81 m. s.l.m. 
- TR 30 H = 115.92 m. s.l.m. 
- TR 200 H = 116.41 m. s.l.m. 
- TR 500 H = 116.60 m. s.l.m. 


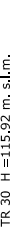




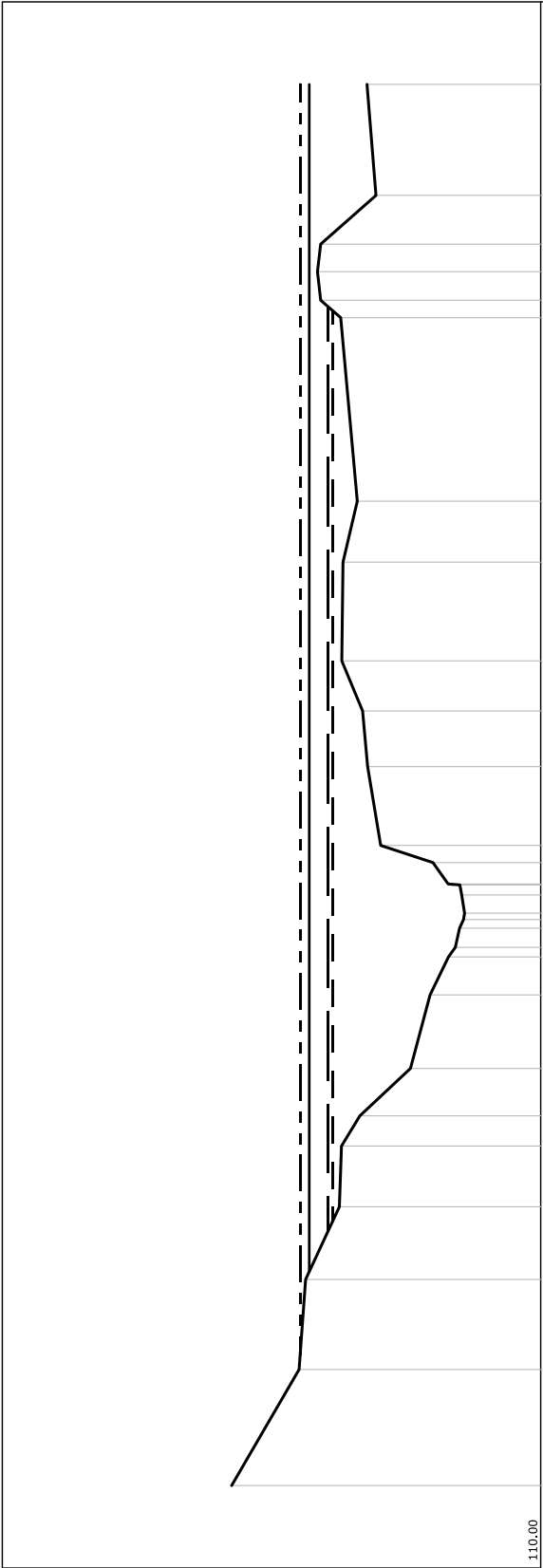
SCALA DISTANZE 1:500
SCALA QUOTE 1:200

PUNTI	1	2	3	4	5	6	7	8	9	11	12	13	14	15	16	17	18	19	20	21	22	23	24	25
QUOTE [m s.l.m.]	117.30	115.69	116.13	115.81	116.23	115.03	113.17	113.03	112.71	112.83	112.77	112.86	113.29	113.58	113.94	117.11	117.44	117.68	117.71	117.47	116.87	114.79	114.96	115.11
DISTANZE PROGRESSIVE [m]	0.00	7.11	15.84	23.37	26.33	29.73	31.11	32.03	33.18	35.39	38.66	41.82	42.93	46.75	49.31	55.84	57.88	63.81	64.83	70.03	74.41	78.27	82.69	90.81
DISTANZE PARZIALI [m]		7.11	8.73	7.53	2.96	3.40				3.27	3.16	3.82	2.56	6.53				5.93	5.20	4.38	3.86	4.42		8.12

SEZIONE N° 02029_06

LEGENDA:

- TR 20 H = 115.79 m. s.l.m. 
- TR 30 H = 115.92 m. s.l.m. 
- TR 200 H = 116.45 m. s.l.m. 
- TR 500 H = 116.70 m. s.l.m. 







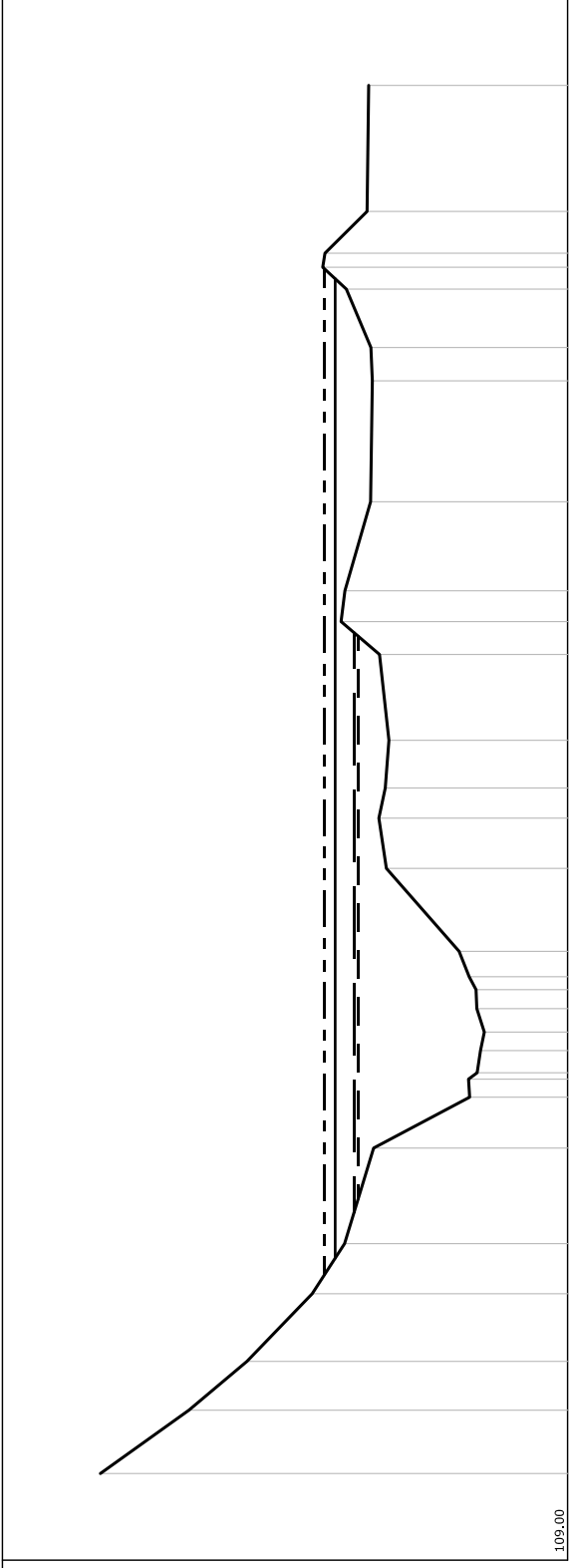
SCALA DISTANZE 1:500
SCALA QUOTE 1:200

PUNTI	1	2	3	4	5	6	7	8	9	10	11	12	14	15	17	18	19	20	21	22	23	24	25	26	27	28	29
QUOTE [m s.l.m.]	118.61	116.73	116.55	115.61	115.55	115.04	113.63	113.08	112.57	112.36	112.15	111.94	111.73	111.52	111.31	111.10	114.82	114.96	115.54	115.51	115.11	115.57	116.13	116.22	116.13	114.59	114.84
DISTANZE PROGRESSIVE [m]	0.00	8.09	14.36	19.42	23.65	25.76	29.06	34.18	36.58	38.98	41.38	43.78	46.18	48.58	50.98	53.38	50.09	53.97	57.46	64.34	68.58	81.37	82.58	84.57	86.49	89.89	97.62
DISTANZE PARZIALI [m]		8.09	6.27	5.06	4.23	3.30	5.12	2.65	3.98	2.40	2.40	2.40	2.40	2.40	2.40	5.49	3.88	3.49	6.88	4.24	12.79				3.40	7.73	

SEZIONE N° 02010__06

LEGENDA:

- TR 20 H =114,56 m. s.l.m. 
- TR 30 H =114,67 m. s.l.m. 
- TR 200 H =115,17 m. s.l.m. 
- TR 500 H =115,45 m. s.l.m. 







SCALA DISTANZE 1:500
SCALA QUOTE 1:200

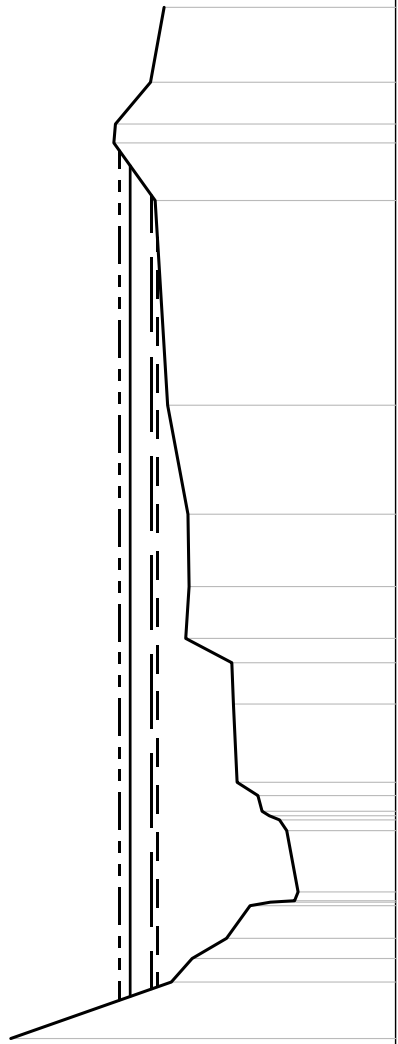
PUNTI	1	2	3	4	5	6	7	8	10	11	12	13	14	15	16	17	18	19	20	21	22	23	24	25	26	27	28	29	30
QUOTE [m s.l.m.]	121,40	119,05	117,51	115,78	114,92	114,15	111,60	111,63	111,31	111,21	111,41	111,61	111,43	111,88	113,81	14,01	113,84	113,74	113,99	115,01	114,91	114,23	114,18	114,22	114,87	115,50	115,44	114,32	114,28
DISTANZE PROGRESSIVE [m]	0,00	4,20	7,44	11,93	15,25	21,59	24,96	26,16	28,05	29,28	30,84	32,10	32,95	34,64	40,14	43,47	45,48	48,64	54,33	56,51	58,56	64,46	72,48	74,70	78,57	80,02	80,95	83,72	92,08
DISTANZE PARZIALI [m]	4,20	3,24	4,49	3,32	6,34	3,37	5,50	3,33	3,16	5,69	5,90	8,02	3,87	2,77	8,36														

SEZIONE N° 02005__06

LEGENDA:

- TR 20 H = 114,30 m. s.l.m. 
- TR 30 H = 114,45 m. s.l.m. 
- TR 200 H = 115,02 m. s.l.m. 
- TR 500 H = 115,31 m. s.l.m. 

SCALA DISTANZE 1:500
SCALA QUOTE 1:200


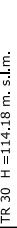
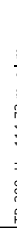



108,00

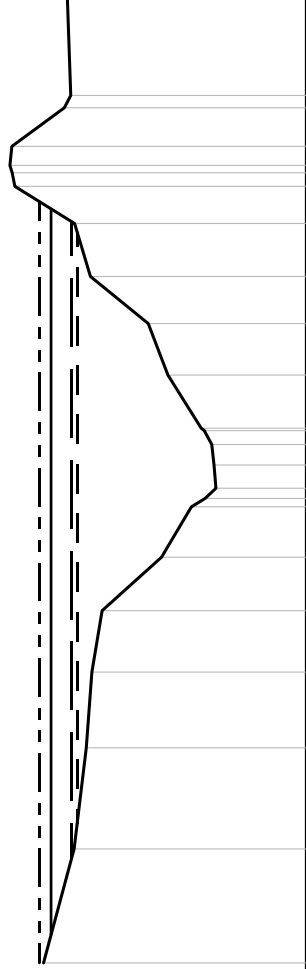
PUNTI	1	2	3	4	5	8	9	10	13	14	15	16	17	18	19	20	21	22	23	24	25	
QUOTE [m s.l.m.]	118,18	113,93	113,38	112,47	111,85	110,58	110,98	111,07	111,64	112,19	112,29	112,33	113,55	113,46	113,49	114,03	114,36	115,45	115,41	114,48	114,12	
DISTANZE PROGRESSIVE [m]	0,00	3,74	5,29	6,63	8,78	9,69	13,75	14,46	16,07	16,95	22,12	24,85	26,46	29,89	34,67	41,88	55,42	59,23	60,48	63,24	68,19	
DISTANZE PARZIALI [m]	3,74				4,06		5,17	2,73	3,43	4,78	7,21	13,54	3,81	2,76	4,95							

SEZIONE N° 02000__06

LEGENDA:

- TR 20 H = 14.04 m. s.l.m. 
- TR 30 H = 14.18 m. s.l.m. 
- TR 200 H = 114.73 m. s.l.m. 
- TR 500 H = 115.04 m. s.l.m. 

SCALA DISTANZE 1:500
SCALA QUOTE 1:200







108.00

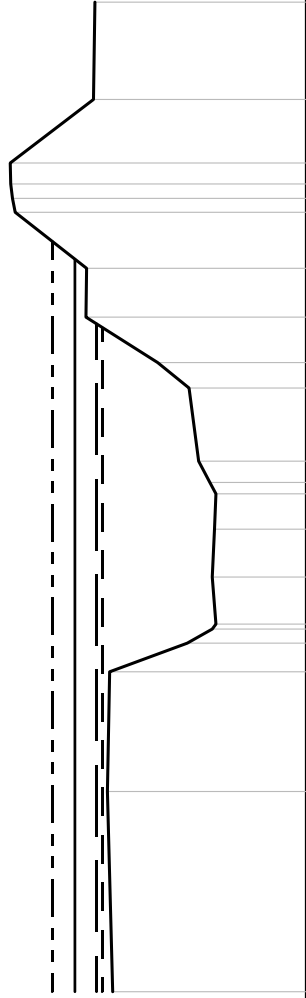
PUNTI		1	2	3	4	5	6	7	9	10	11	12	14	15	16	17	18	19	21	22	23	24
QUOTE [m s.l.m.]		114.93	114.12	113.80	113.65	113.38	111.81	111.02	110.37	110.42	110.48	110.68	111.64	112.16	113.69	114.11	115.69	115.76	115.77	114.38	114.21	114.30
DISTANZE PROGRESSIVE [m]		0.00	7.53	14.22	19.23	23.29	26.83	30.16	31.39	32.92	34.28	35.20	38.87	42.28	45.39	48.90	51.35	52.25	54.00	56.55	57.36	63.74
DISTANZE PARZIALI [m]			7.53	6.69	5.01	4.06	3.54	3.33				3.51	3.41	3.11	3.51	2.45				2.55		6.38

SEZIONE N° 01985__06

LEGENDA:

- TR 20 H = 113,38 m. s.l.m. 
- TR 30 H = 113,53 m. s.l.m. 
- TR 200 H = 114,10 m. s.l.m. 
- TR 500 H = 114,70 m. s.l.m. 

SCALA DISTANZE 1:500
SCALA QUOTE 1:200



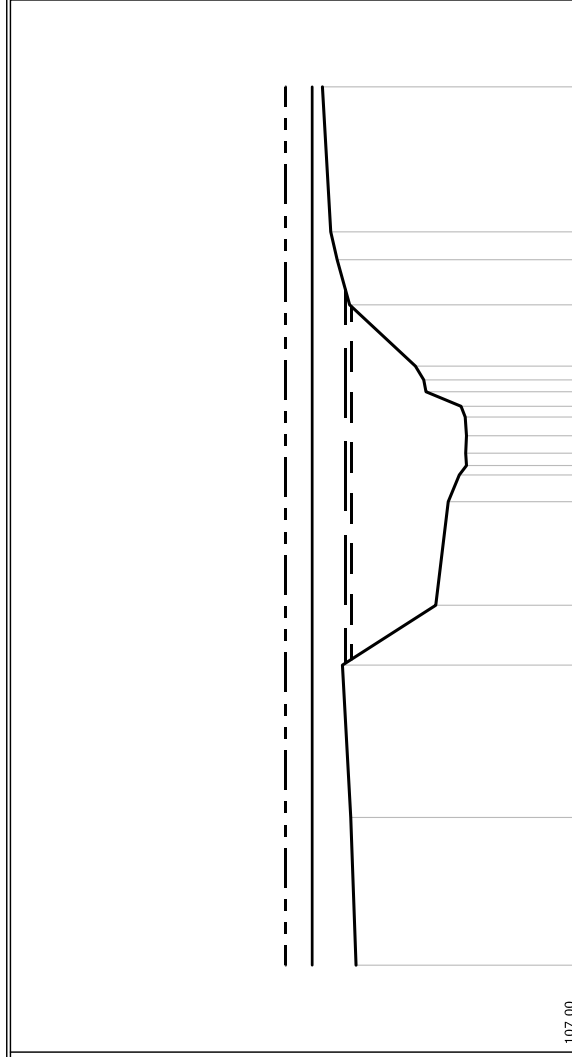
PUNTI	1	2	3	4	5	7	8	9	10	11	12	13	14	15	16	17	18	19	20	21
QUOTE [m s.l.m.]	113,10	113,24	113,18	111,13	110,47	110,47	110,41	110,37	110,53	110,83	111,08	111,91	113,81	113,79	115,68	115,75	115,80	115,81	113,61	113,57
DISTANZE PROGRESSIVE [m]	0,00	13,24	21,16	23,05	23,99	27,43	30,59	32,93	33,68	35,09	39,92	41,61	44,61	47,84	51,55	52,42	53,42	54,81	59,01	65,44
DISTANZE PARZIALI [m]		13,24	7,92			3,12	3,16			4,83	3,00	3,23	3,71					4,20	6,43	

SEZIONE N° 01980__06

LEGENDA:

- TR 20 H = 112.98 m. s.l.m.
- TR 30 H = 113.14 m. s.l.m.
- TR 200 H = 114.02 m. s.l.m.
- TR 500 H = 114.72 m. s.l.m.





SCALA DISTANZE 1:500
SCALA QUOTE 1:200



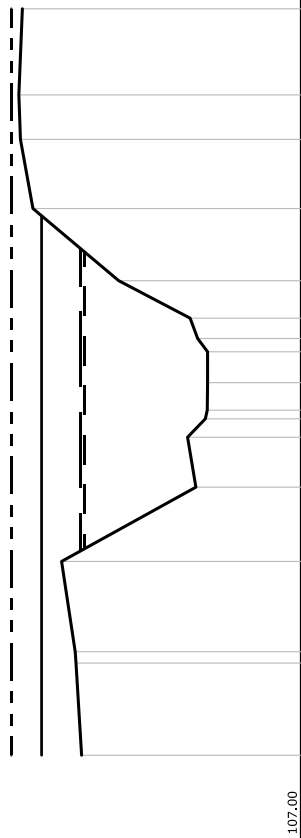
PUNTI	1	2	3	4	5	6	7	8	9	10	11	12	13	14	15	16	17	18
QUOTE [m s.l.m.]	112.86	113.00	113.22	110.75	110.42	110.13	109.94	109.86	109.94	109.92	110.01	111.07	111.29	111.29	113.03	113.36	113.53	113.75
DISTANZE PROGRESSIVE [m]	0.00	9.77	19.84	23.80	30.65	32.42	33.04	33.86	35.01	36.58	37.92	38.70	39.61	43.67	46.65	48.50	58.08	
DISTANZE PARZIALI [m]		9.77	10.07	3.96	6.85									4.06	2.98		9.58	

SEZIONE N° 01976__06


LEGENDA:

- TR 20 H = 112.71 m. s.l.m. 
- TR 30 H = 112.82 m. s.l.m. 
- TR 200 H = 113.85 m. s.l.m. 
- TR 500 H = 114.65 m. s.l.m. 

SCALA DISTANZE 1:500
SCALA QUOTE 1:200



PUNTI	1	2	3	4	5	6	7	9	10	11	12	13	14	15	16	17
QUOTE [m s.l.m.]	112.79	112.94	112.96	113.32	109.77	109.99	109.52	109.46	109.46	109.72	109.92	111.81	114.08	114.41	114.45	114.36
DISTANZE PROGRESSIVE [m]	0.00	6.10	6.10	12.82	17.73	21.03	22.25	24.64	26.68	27.56	28.90	31.38	36.15	40.73	43.67	49.36
DISTANZE PARZIALI [m]		6.10	5.97	4.91	3.30						2.48	4.77	4.58	2.94	5.69	



SEZIONE N° 01966__06

LEGENDA:

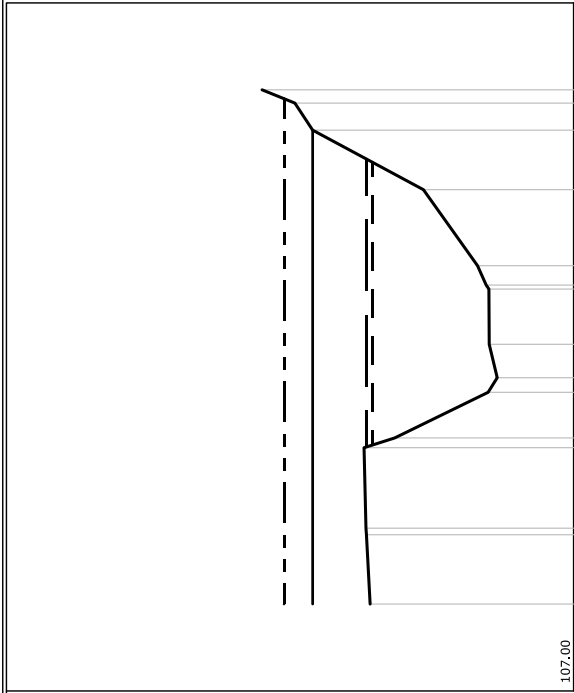
TR 20 H =112.32 m. s.l.m.

TR 30 H =112.47 m. s.l.m.

TR 200 H =113.90 m. s.l.m.

TR 500 H =114.66 m. s.l.m.





SCALA DISTANZE 1:500
SCALA QUOTE 1:200

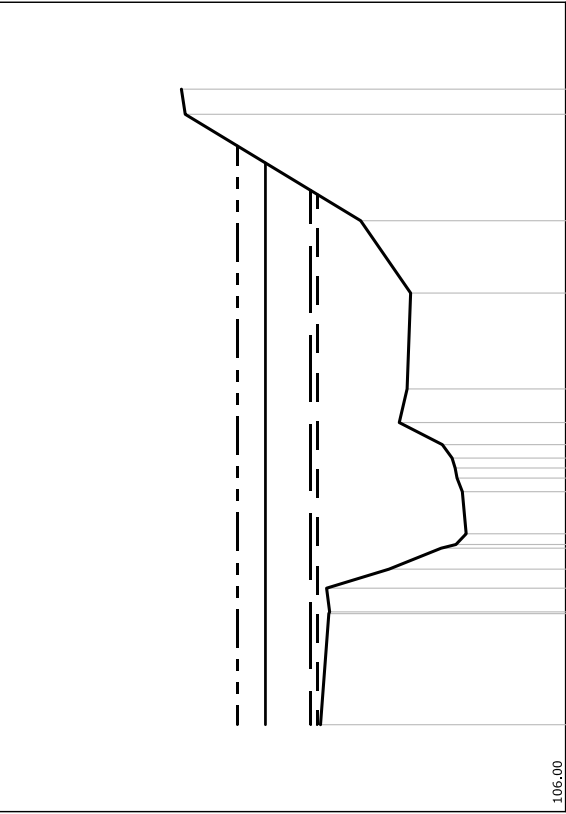


PUNTI		1	2	4.5	7	8	9	10	11	12	13	14	15
QUOTE [m s.l.m.]		112.38	112.48	112.59	109.26	109.02	109.23	109.24	109.54	110.97	113.90	115.24	115.24
Distanze Progressive [m]		0.00	4.58	10.94	14.00	14.96	17.18	20.83	22.37	27.40	31.34	33.13	34.00
Distanze Parziali [m]		4.58	5.32	3.01	3.65	5.03	3.94						

SEZIONE N° 01961_06

LEGENDA:

- TR 20 H = 112.57 m. s.l.m. 
- TR 30 H = 112.74 m. s.l.m. 
- TR 200 H = 113.94 m. s.l.m. 
- TR 500 H = 114.68 m. s.l.m. 



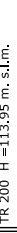
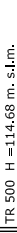


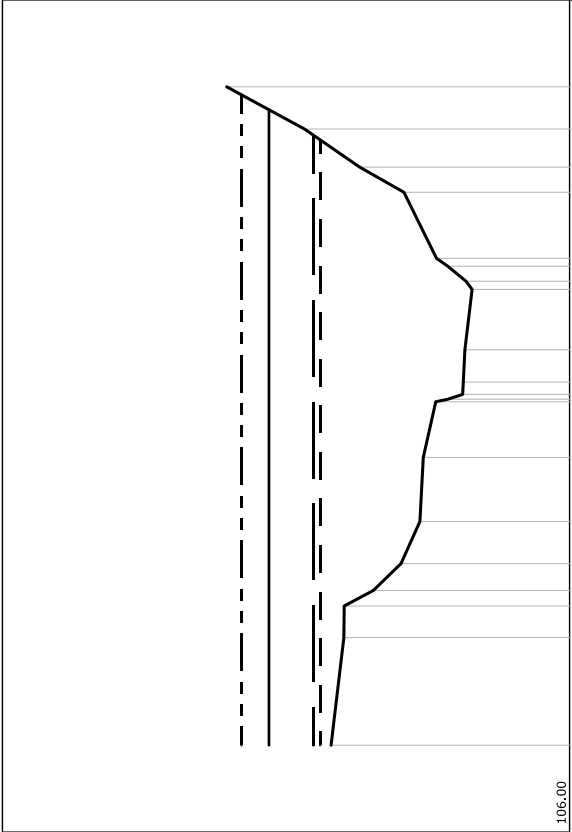
SCALA DISTANZE 1:500
SCALA QUOTE 1:200

PUNTI	1	2	4	5	6	8	9	10	11	12	13	14	15	16	17	18	19
QUOTE [m s.l.m.]	112.48	112.26	112.32	110.67	109.29	108.63	108.73	108.92	109.00	109.26	109.52	109.98	110.19	110.10	111.42	116.06	116.16
DISTANZE PROGRESSIVE [m]	0.00	7.34	9.03	10.29	11.67	12.62	15.41	17.63	18.52	19.98	22.20	28.54	33.33	40.36	42.02		
DISTANZE PARZIALI [m]		7.34				2.79					6.34	4.79		7.03			

SEZIONE N° 01956__06

LEGENDA:

- TR 20 H =112.60 m. s.l.m. 
- TR 30 H =112.77 m. s.l.m. 
- TR 200 H =113.95 m. s.l.m. 
- TR 500 H =114.68 m. s.l.m. 


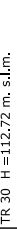
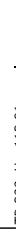



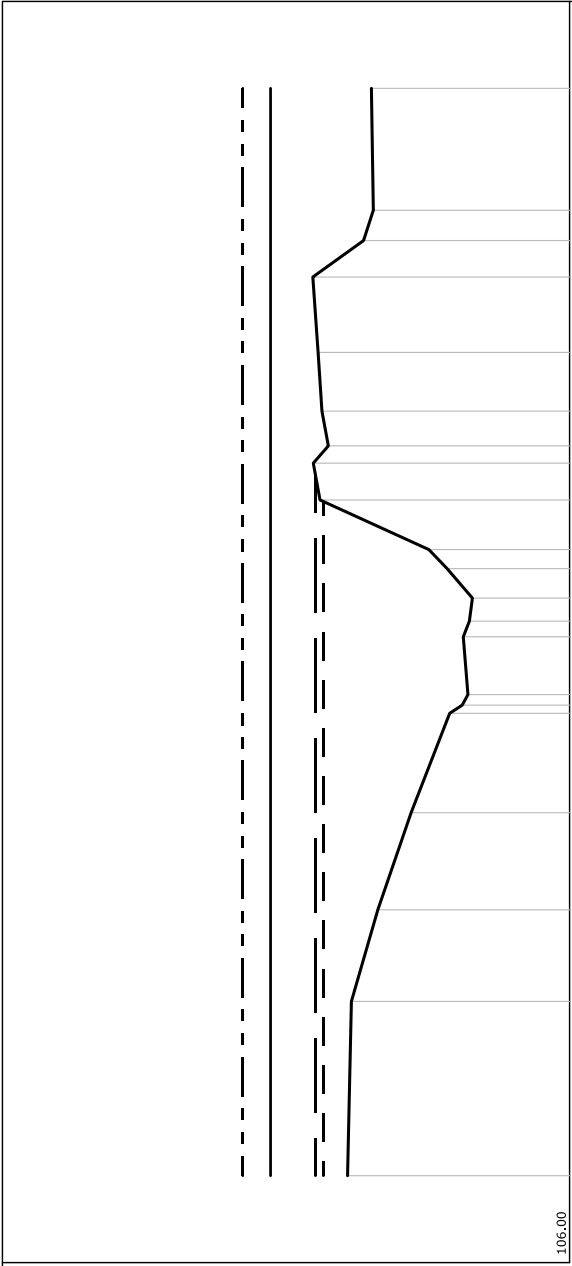
SCALA DISTANZE 1:500
SCALA QUOTE 1:200

PUNTI	1	2	3	4	5	6	7	8	11	12	13	15	17	18	19	20
QUOTE [m s.l.m.]	112.31	111.97	111.96	111.19	110.46	109.96	109.87	109.54	108.81	108.77	108.58	109.22	110.38	111.55	113.01	115.07
DISTANZE PROGRESSIVE [m]	0.00	7.12	9.21	10.24	12.01	14.80	19.03	22.71	24.02	26.15	30.14	31.68	36.57	38.23	40.75	43.54
DISTANZE PARZIALI [m]		7.12	2.79	4.23	3.68	3.99	4.37	2.52	2.79							

SEZIONE N° 01945__06

LEGENDA:

- TR 20 H = 112.51 m. s.l.m. 
- TR 30 H = 112.72 m. s.l.m. 
- TR 200 H = 113.91 m. s.l.m. 
- TR 500 H = 114.64 m. s.l.m. 


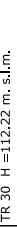




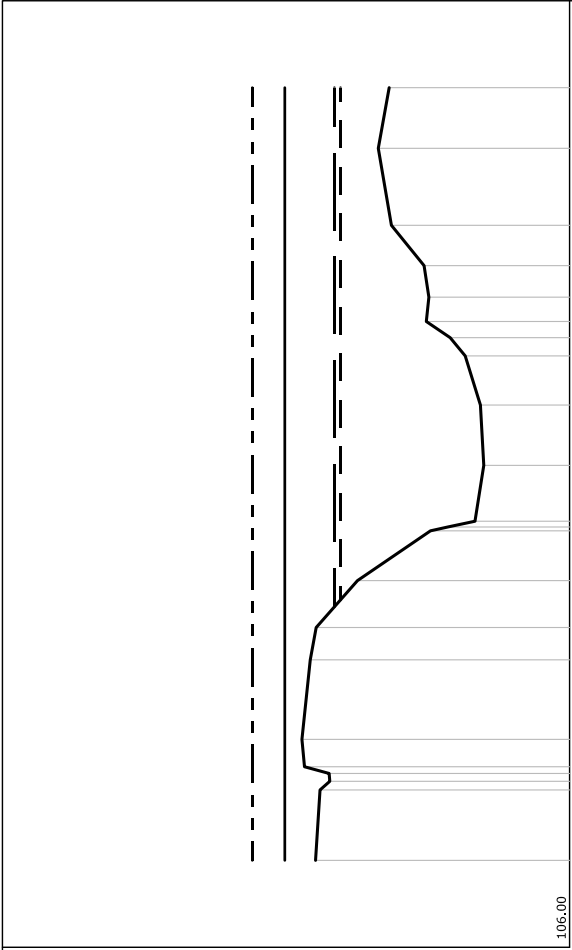
SCALA DISTANZE 1:500
SCALA QUOTE 1:200

PUNTI	1	2	3	4	5	7	8	9	10	11	12	13	14	15	16	17	18	19	20	21
QUOTE [m s.l.m.]	111.87	111.77	111.07	110.19	109.17	108.69	108.81	108.65	108.57	108.24	109.72	112.60	112.78	112.38	112.55	112.65	112.79	111.45	111.19	111.24
DISTANZE PROGRESSIVE [m]	0.00	11.52	17.58	24.00	30.57	31.81	35.63	36.67	38.20	40.14	41.40	44.68	47.12	48.26	50.56	54.44	59.43	61.84	63.84	71.90
DISTANZE PARZIALI [m]		11.52	6.06	6.42	6.57	3.82						3.28	2.44		3.88	4.99	2.41			8.06

SEZIONE N° 01927__06

LEGENDA:

- TR 20 H = 112.06 m. s.l.m. 
- TR 30 H = 112.22 m. s.l.m. 
- TR 200 H = 113.53 m. s.l.m. 
- TR 500 H = 114.39 m. s.l.m. 



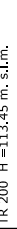



SCALA DISTANZE 1:500
SCALA QUOTE 1:200

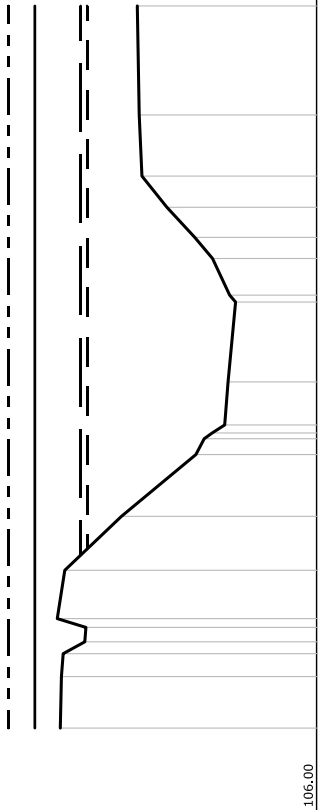
PUNTI	1	2	4	6	7	8	9	10	12	13	14	15	16	17	18	19	20	21	22
QUOTE [m s.l.m.]	112.72	112.60	112.36	113.08	112.86	112.70	111.61	108.58	108.50	108.27	108.36	108.76	109.16	109.79	109.72	109.85	110.71	111.06	110.77
DISTANZE PROGRESSIVE [m]	0.00	4.66	5.74	8.00	13.26	15.40	18.50	22.79	22.42	26.12	30.11	33.36	34.56	35.63	37.24	39.33	41.99	47.08	51.09
DISTANZE PARZIALI [m]	4.66			5.26			3.10	3.29	3.70	3.99	3.25				2.66	5.09		4.01	

SEZIONE N° 01922__06

LEGENDA:

- TR 20 H =112.07 m. s.l.m. 
- TR 30 H =112.24 m. s.l.m. 
- TR 200 H =113.45 m. s.l.m. 
- TR 500 H =114.15 m. s.l.m. 


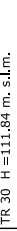
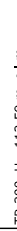

SCALA DISTANZE 1:500
SCALA QUOTE 1:200



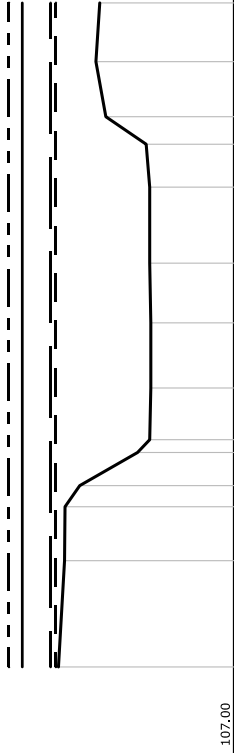
PUNTI	1	2	3	4	5	6	7	8	9	10	11	12	13	14	16	17	18	19	20	21
QUOTE [m s.l.m.]	112.78	112.75	112.70	112.13	112.10	112.10	112.66	111.16	109.19	108.97	108.43	108.34	108.14	108.14	108.75	109.22	109.96	110.62	110.69	110.74
DISTANZE PROGRESSIVE [m]	0.00	3.41	4.92	5.70	6.66	10.44	14.00	18.09	20.05	22.89	28.17	31.05	32.45	34.44	36.50	40.55	47.75			
DISTANZE PARZIALI [m]	3.41					3.20	3.56	4.09	2.84	5.28	2.42					4.05	7.20			

SEZIONE N° 019188B06

LEGENDA:

- TR 20 H =111.70 m. s.l.m. 
- TR 30 H =111.84 m. s.l.m. 
- TR 200 H =112.59 m. s.l.m. 
- TR 500 H =112.94 m. s.l.m. 





SCALA DISTANZE 1:500
SCALA QUOTE 1:200



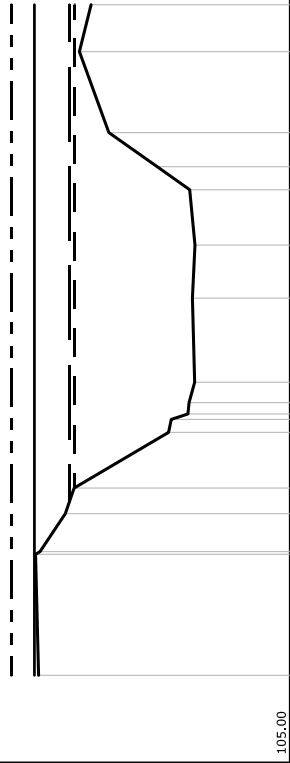
PUNTI		1	2	3	4	5	6	7	8	9	10	11	12	13	14
QUOTE [m s.l.m.]		111.63	111.47	111.46	111.07	109.54	109.22	109.19	109.19	109.22	109.22	109.31	110.38	110.64	110.54
Distanze Progressive [m]		0.00	7.03	10.59	11.99	14.18	15.03	18.45	22.76	26.70	31.73	34.57	36.39	40.03	43.91
Distanze Parziali [m]			7.03	3.56		3.42	4.31	3.94	5.03	2.84	3.64	3.88			

SEZIONE N° 01918BC06

LEGENDA:

- TR 20 H = 110.68 m. s.l.m. 
- TR 30 H = 110.82 m. s.l.m. 
- TR 200 H = 111.75 m. s.l.m. 
- TR 500 H = 112.36 m. s.l.m. 


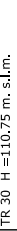


SCALA DISTANZE 1:500
SCALA QUOTE 1:200



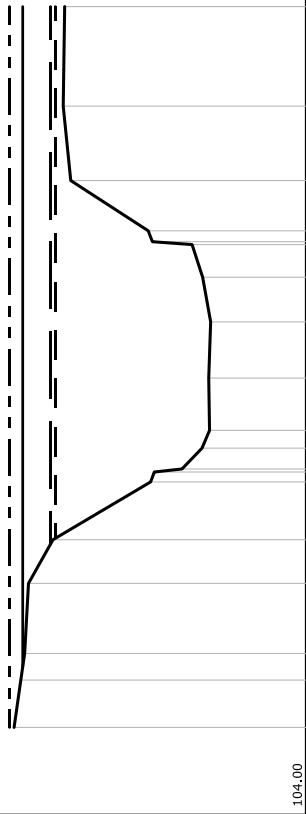
PUNTI		1	2	4	5	6	7	9	10	11	12	13	14	15	16	17
QUOTE [m s.l.m.]		111.64	111.72	110.93	110.70	108.20	108.13	107.66	107.51	107.57	107.50	107.64	108.50	109.78	110.56	110.25
Distanze Progressive [m]		0.00	8.00	10.69	12.38	16.06	16.92	18.03	19.38	24.94	28.45	32.11	33.63	35.89	41.24	44.34
Distanze Parziali [m]		8.00	2.51	3.68	3.68	5.56	3.51	3.66	5.35	3.10						

SEZIONE N° 01918BD06

LEGENDA:

- TR 20 H =110.62 m. s.l.m. 
- TR 30 H =110.75 m. s.l.m. 
- TR 200 H =111.48 m. s.l.m. 
- TR 500 H =111.83 m. s.l.m. 





SCALA DISTANZE 1:500
SCALA QUOTE 1:200



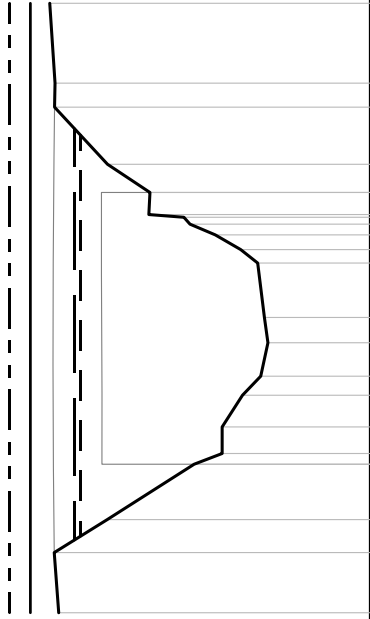
PUNTI	1	2	3	4	5	6	7	9	10	11	12	13	14	16	17	18	19
QUOTE [m s.l.m.]	111.71	111.53	111.43	111.33	110.68	108.10	108.10	106.74	106.54	106.56	106.51	106.72	107.00	108.16	110.21	110.41	110.37
DISTANZE PROGRESSIVE [m]	0.00	3.13	4.89	9.53	12.42	16.68	16.68	18.47	19.65	23.11	26.82	29.78	31.93	32.85	36.17	41.09	47.67
DISTANZE PARZIALI [m]	3.13	4.64	2.89	3.82	3.46	3.71	2.96	3.32	4.92	6.58							

SEZIONE N° 01907PB06

LEGENDA:

- TR 20 H = 10.64 m. s.l.m. 
- TR 30 H = 10.81 m. s.l.m. 
- TR 200 H = 11.97 m. s.l.m. 
- TR 500 H = 11.52 m. s.l.m. 





SCALA DISTANZE 1:500
SCALA QUOTE 1:200



PUNTI		1	2	3	4	6	7	8	9	10	11	12	13	14	17	18	20	21	22	23			
QUOTE [m s.l.m.]		111.22	111.34	109.94	107.64	106.90	12.29	14.38	106.36	105.88	105.69	17.86	19.53	105.96	106.41	107.08	107.28	108.84	108.81	109.93	111.33	111.32	111.46
DISTANZE PROGRESSIVE [m]		0.00	3.98	6.16	9.82	10.53	12.29	14.38	15.64	17.86	19.53	23.13	24.03	25.49	26.33	27.79	29.66	33.43	35.02	40.30			
DISTANZE PARZIALI [m]		3.98	3.66	3.66	3.66	3.66	3.66	3.66	3.66	3.66	3.66	3.66	3.66	3.66	3.66	3.66	3.66	3.66	3.66	3.66	3.77	5.28	

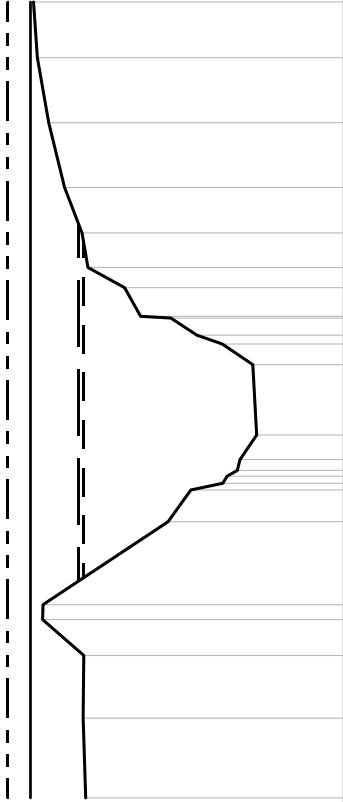
SEZIONE N° 01900__06

LEGENDA:

- TR 20 H = 109.87 m. s.l.m. 
- TR 30 H = 110.01 m. s.l.m. 
- TR 200 H = 111.28 m. s.l.m. 
- TR 500 H = 111.88 m. s.l.m. 

SCALA DISTANZE 1:500
SCALA QUOTE 1:200



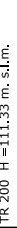
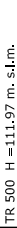
103.00

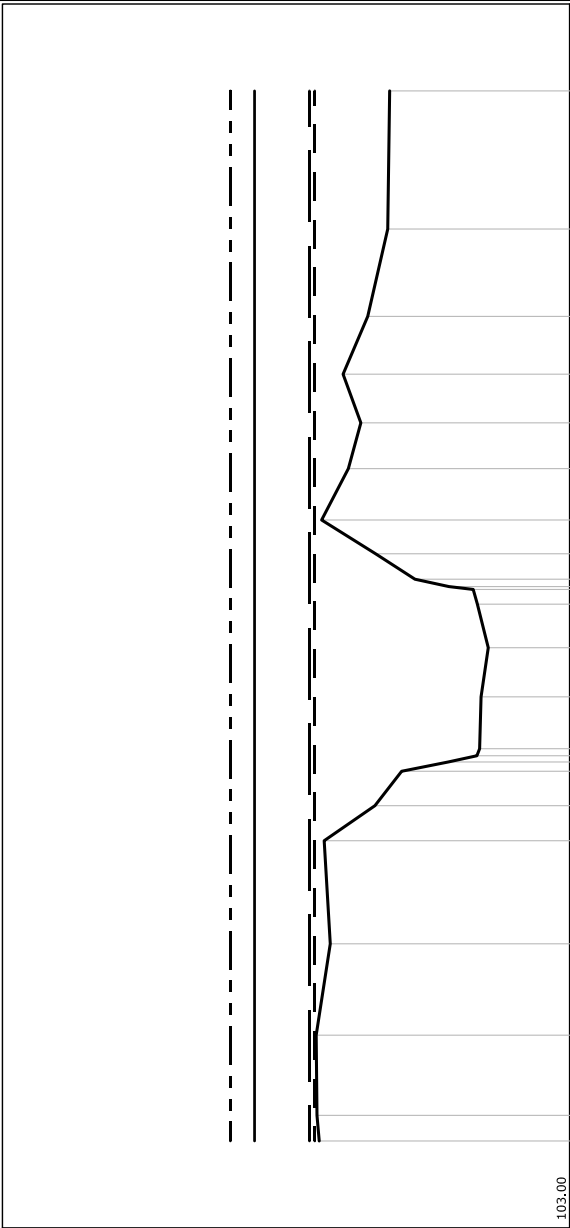


PUNTI	1	2	3	4	5	6	7	9	11	12	13	14	16	18	19	20	21	22	23	24
QUOTE [m s.l.m.]	109.82	109.89	109.87	110.96	112.77	107.64	107.04	106.08	105.74	105.30	105.40	106.21	107.57	108.79	109.76	109.92	110.38	110.80	111.10	111.20
DISTANZE PROGRESSIVE [m]	0.00	5.27	9.42	11.79	12.77	18.27	20.36	21.27	22.37	23.99	28.65	30.02	31.73	33.74	35.07	37.36	40.37	44.65	48.95	52.63
DISTANZE PARZIALI [m]		5.27	4.15		5.50					4.66						3.01	4.28	4.30	3.68	

SEZIONE N° 01890_06

LEGENDA:

- TR 20 H =109.74 m. s.l.m. 
- TR 30 H =109.88 m. s.l.m. 
- TR 200 H =111.33 m. s.l.m. 
- TR 500 H =111.97 m. s.l.m. 



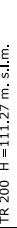
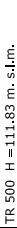


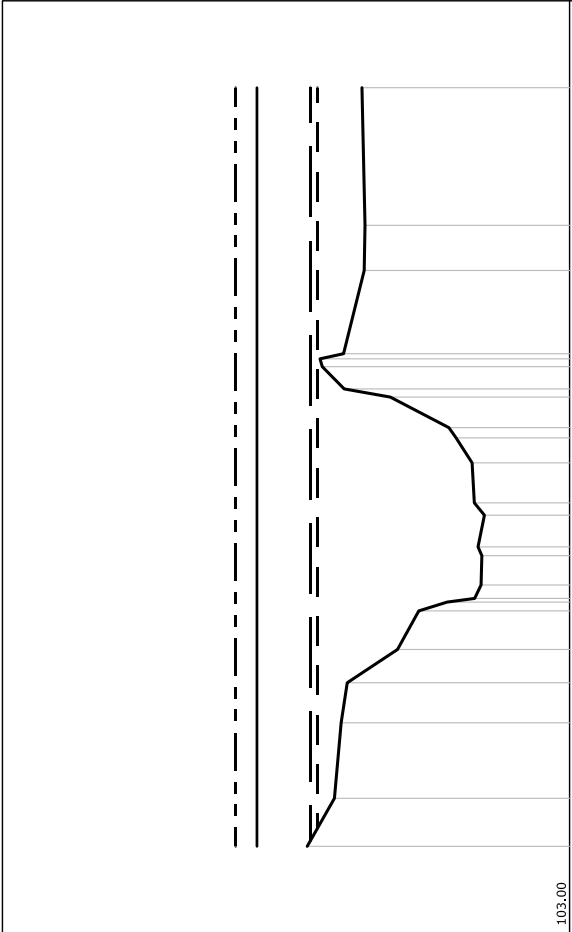
SCALA DISTANZE 1:500
SCALA QUOTE 1:200

PUNTI	1	2	3	4	5	6	7	8	9	10	11	12	13	14	15	16	17	18	19	20	21	22	23	24	
QUOTE [m s.l.m.]	109.62	109.68	109.70	109.33	109.49	108.15	107.44	106.21	105.38	105.34	105.15	105.44	105.54	107.09	108.13	109.56	108.85	108.52	108.99	108.34	107.81	107.76	69.44	107.76	
DISTANZE PROGRESSIVE [m]	0.00	1.69	7.00	13.04	19.86	22.17	24.45	25.06	25.94	29.37	32.62	35.50	35.79	36.15	38.83	41.07	44.46	47.49	50.71	54.53	60.31	69.44			
DISTANZE PARZIALI [m]		5.31	6.04	6.82						3.43	3.25	2.88				3.39	3.03	3.22	3.82	5.78	9.13				

SEZIONE N° 01885__06

LEGENDA:

- TR 20 H =109.67 m. s.l.m. 
- TR 30 H =109.86 m. s.l.m. 
- TR 200 H =111.27 m. s.l.m. 
- TR 500 H =111.83 m. s.l.m. 



SCALA DISTANZE 1:500
SCALA QUOTE 1:200

PUNTI	
1	109,94
2	109,22
3	109,04
4	108,88
5	107,55
6	107,55
7	106,99
8	106,99
9	105,51
10	105,34
11	105,32
12	19,22
13	21,90
14	105,52
15	105,58
16	106,00
17	106,19
18	107,74
19	108,98
20	109,54
21	31,72
22	32,57
23	108,41
24	108,49

Distanze Progressive [m]	
1	0,00
2	3,17
3	8,17
4	10,82
5	13,02
6	15,57
7	16,39
8	17,28
9	17,28
10	19,22
11	21,90
12	22,71
13	25,36
14	27,08
15	29,71
16	31,72
17	32,57
18	38,08
19	41,06
20	50,16

Distanze Parziali [m]	
1	3,17
2	5,00
3	2,65
4	2,65
5	2,55
6	2,55
7	2,65
8	2,65
9	2,65
10	2,65
11	2,65
12	2,65
13	2,65
14	2,65
15	2,65
16	2,65
17	2,65
18	2,65
19	2,65
20	2,65
21	2,65
22	2,65
23	2,98
24	9,10

SEZIONE N° 01879__06

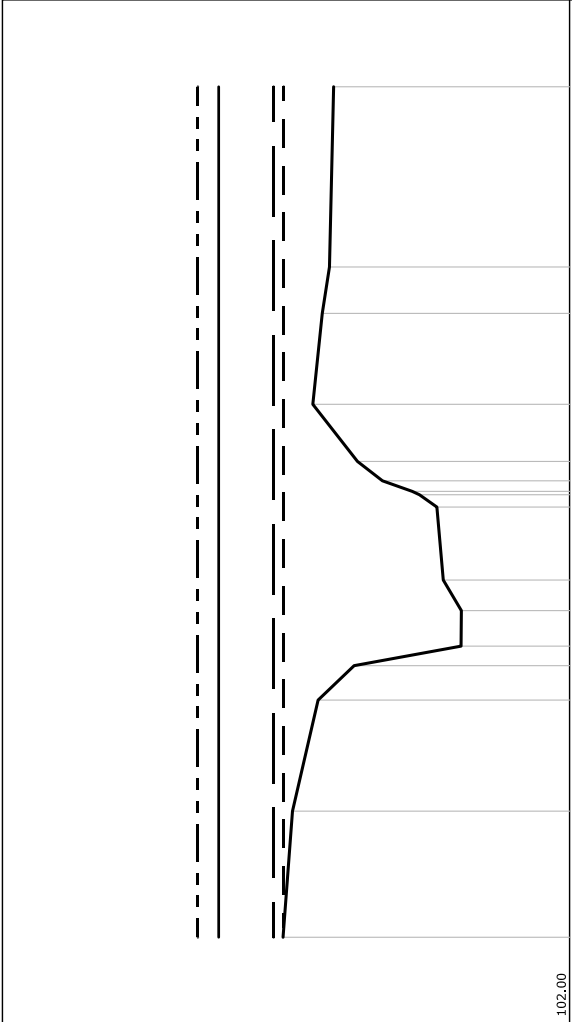
LEGENDA:

TR 20 H =109.56 m. s.l.m.

TR 30 H =109.83 m. s.l.m.

TR 200 H =111.28 m. s.l.m.

TR 500 H =111.83 m. s.l.m.



SCALA DISTANZE 1:500
SCALA QUOTE 1:200

PUNTI	1	2	3	4	5	6	7	8	9	11	12	13	14	15	16
QUOTE [m s.l.m.]	109,58	109,33	108,65	107,70	104,87	104,86	105,34	105,51	105,97	106,95	107,61	108,79	108,54	108,35	108,24
DISTANZE PROGRESSIVE [m]	0,00	8,34	15,69	17,96	19,25	21,60	23,62	28,45	29,26	30,19	31,47	35,25	41,26	44,33	56,24
DISTANZE PARZIALI [m]		8,34	7,35				4,83	3,78	6,01	3,07	11,91				

